



# Workplace Storage Equipment



## Product Highlights

- cabinets
- mobile cabinets
- cupboards
- benches
- perfo

**Why buy bott**

**Global Presence, Local Service**

The Bott Group was established over 90 years ago and Bott Ltd have been manufacturing workplace storage equipment in the U.K. for over 40 years. Collectively the Bott Group has 3 European manufacturing sites.

bott's modern, flexible manufacturing capability and modular design ethos enables us to make most products to order and offer a comprehensive range combined with short lead times.

As a business we've also invested in green technologies such as rainwater harvesting, energy efficiency, solar power, intelligent lighting and waste stream recycling.

As partner to some of the biggest names in industry, and with a wealth of in-house knowledge and skill, bott is well prepared to assist you with your workplace storage projects.

**Designed To Perform, Built To Last**

Our Built to Last philosophy drives every aspect of our business, bott's success is built on exceeding customer expectations.

Before any bott product goes on sale it undergoes a rigorous testing regime ranging from saltwater spray to load and wear tests meaning you can be sure that it's fit for purpose and have 100% confidence in its durability.

bott products have exceptionally high capacities from 100% extension, 200kg drawer options to 1 tonne U.D.L. rated benches.

Support is only a phone call away and we stand by our products to ensure they deliver for your business. That's why all bott manufactured workplace products come with a **10-year extended guarantee.**



## Your Project Partner



### **Consult - Develop - Deliver - Install**

Our project sales engineering team can visit your site to gain an in-depth understanding of your business and the exact project requirements.

Working with you, and utilising their knowledge and experience, they will propose a tailored solution and provide full 3D visualizations giving a clear visual impression of the proposed workspace.

bott are also able to provide a comprehensive installation service. The team will unwrap, assemble and position the equipment working in conjunction with all the site requirements.

bott installation ensures the optimum fitment of the chosen items and offers the minimum disruption to your production process and a swift and easy transfer to your new workspace.

For more information see [bottltd.co.uk/workshop-Installations](http://bottltd.co.uk/workshop-Installations)

Heavy Duty Cabinets



- Heavy duty cabinets
- Housings can support up to 1000kg U.D.L. capacity
- 75kg U.D.L. capacity drawers
- 100% extension drawer roller bearing slides
- Full range of division accessories
- Built to last with 10 year extended guarantee

*"Bott proposed a solution which delivers for Brompton, & more importantly for our customers.*

*Bott delivered on time and kept us updated throughout. We're really pleased with the end result and think we now have the smartest bicycle workshop in London!"*

**Harry Fullick, Brompton Bicycles**

650mm Wide x 650mm Deep

Model	Height (mm)	Width (mm)	Depth (mm)	Drawers (Qty x Front Height mm)	Order Ref.
A	800	650	650	2x 100, 2x 150, 1x 200	40019035.11V
B	900	650	650	3x 100, 2x 150, 1x 200	40019049.11V
C	900	650	650	5x 100, 2x 150	40019051.11V
D	1000	650	650	2x 75, 2x 100, 1x 150, 2x 200	40019063.11V




**800mm Wide x 650mm Deep**

Model	Height (mm)	Drawers (Qty x Front Height mm)	Order Ref.
E	900	5x 100, 2x 150	40020041.11V
F	1000	2x 75, 2x 100, 1x 150, 2x 200	40020053.11V
G	1200	8x 100, 2x 150	40020065.11V
H	1600	4x 100, 2x 125, 3x 150, 2x 200	40020069.11V

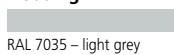


**1050mm Wide x 650mm Deep**

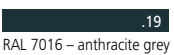
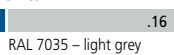
Model	Height (mm)	Drawers (Qty x Front Height mm)	Order Ref.
I	1000	2x 75, 2x 100, 1x 150, 2x 200	40029021.11V
J	1000	2x 75, 3x 100, 3x 150	40029025.11V
K	1200	2x 75, 1x 100, 3x 150, 2x 200	40029031.11V
L	1600	2x 100, 4x 150, 2x 200, 1x 300	40029035.11V



**Housing:**



**Top, bottom and fronts:**



RAL 7035 – light grey

RAL 5010 – gentian blue

RAL 7035 – light grey

RAL 3004 – crimson red

RAL 7016 – anthracite grey

# cubio | Cabinet Dividers

## cubio Dividers

- Quick and easy to install
- Reconfigure as required
- Optimise storage space
- Suitable for all cubio drawers
- Supplied as pre designed kits for ease of choice
- Custom layouts available, please ask for details



## Adjustable Metal Dividers



Galvanised metal dividers in a wide range of sizes to suit all cabinets

All parts are readily adjustable in position allowing individual layouts to be easily created and amended as requirements change.

## Plastic Boxes



Tough plastic divider boxes in a wide range of sizes and heights.

All are easily removed to allow use elsewhere and easy amendment of layout. Labelling kit available.

## Plastic Troughs



Tough plastic trough sections in two, three or four channel types.

All are sub dividable and may be removed to allow easy amendment of layout.

## Inlay Mats



Quality rubber matting for the drawer base.

Provides a softer, safer base for expensive or delicate items and can reduce noise especially in mobile applications. May be used in conjunction with the metal dividers.

*“We approached bott with an initial idea for what we wanted; the team at bott then created a 3D design proposal.*

*The equipment was then manufactured and installed to support our requirement.*

*Given the exacting nature of our work we need a very well organised and tidy workplace to ensure we successfully deliver to our clients, the bott equipment and design process has given us a truly professional workshop.”*

**Daniel Hall; Senior Manager.  
Ricardo UK**



*“The bott team took the time to understand our storage requirements, and developed and installed a solution optimised around our needs, supporting our ethos of professionalism and efficiency”*

**Ross Bunyard, Castle Air**

## cubio | Mobile Cabinets

### Heavy Duty Mobile Cabinets

- Heavy duty mobile cabinets
- Up to 600kg U.D.L. capacity
- 50kg U.D.L. capacity drawers
- 100% extension drawer roller bearing slides
- Drawer blocking and safety interlocks
- Quality handle and castor set
- Top tray with inlaid mat
- Full range of division accessories
- Built to last with 10 year extended guarantee



*Bott developed and installed a bespoke storage system for our Brackley workshop.*

*From the high-quality cubio range, the equipment was designed to improve productivity and efficiency and to support the Invictus Games Racing team throughout the GT race season.*

**David Appleby Engineering**



### 650mm Wide x 650mm Deep

### 800mm Wide x 650mm Deep



Height (mm)	Drawers (Qty x Front Height mm)	Order Ref.
785	3x 100, 1x 200	40402023.11V
985	2x 75, 2x 100, 1x 150, 1x 200	40402035.11V

Height (mm)	Drawers (Qty x Front Height mm)	Order Ref.
785	2x 75, 2x 100, 1x 150	40402107.11V
1085	3x 100, 2x 150, 1x 200	40402063.11V

### 1050mm Wide x 650mm Deep x 885mm High

- Heavy duty combined drawer and cupboard maintenance trolleys
- Up to 600kg U.D.L. capacity
- 50kg U.D.L. capacity drawers with 100% extension drawer roller bearing slides
- Drawer blocking and safety interlocks
- Quality handle and castor set, top tray with inlaid mat
- Full range of division accessories
- Cupboards have perfo lined doors and an adjustable galvanised steel shelf
- Built to last with 10 year extended guarantee



Drawers (Qty x Front Height mm) / Cupboard (Height mm)	Top Tray & Mat Order Ref.
1x 100, 2x 150, 1x 200 / 600 cupboard	41006006.11V

#### Housing:

RAL 7035 – light grey

#### Top, bottom and fronts:

RAL 5010 – gentian blue


RAL 7035 – light grey

RAL 3004 – crimson red

RAL 7016 – anthracite grey

## Heavy Duty Cupboards

- Heavy duty cupboards with lockable doors
- Housings can support up to 1000kg U.D.L. capacity
- Lockable steel doors with perfo liner panels
- Galvanised steel shelves, 160kg U.D.L. capacity on 1300mm wide models, 100kg on 800mm / 1050mm
- 75kg U.D.L. capacity drawers
- Full range of division and backpanel accessories
- Built to last with 10 year extended guarantee



Models shown have perfo panel door liners. Louvre panel doors are also available, please ask for details.



*"The passion and precision that goes into every cup of Costa coffee, filters through to the role of our maintenance engineers.*

*They need to be able to work efficiently and safely, which is why bott was the best choice for us."*

**Marc Congdon; Engineering Manager, Costa**

## Shelf Cupboards

### 525mm Wide x 525mm Deep

Height (mm)	Shelves	Order Ref.
600	1	40010095.11V
700	1	40010096.11V
800	2	40010097.11V
900	2	40010125.11V
1000	2	40010098.11V
1200	3	40010099.11V
extra shelf 525 x 525		42101006.51V

### 650mm Wide x 650mm Deep

Height (mm)	Shelves	Order Ref.
800	2	40019120.11V
900	2	40019163.11V
1000	2	40019121.11V
1200	3	40019122.11V
1600	3	40019158.11V
2000	4	40019125.11V
extra shelf 650 x 650		42101011.51V

### 800mm Wide x 525mm Deep

Height (mm)	Shelves	Order Ref.
800	2	40012077.11V
900	2	40012115.11V
1000	2	40012078.11V
1200	3	40012079.11V
1600	3	40012081.11V
2000	4	40012084.11V
extra shelf 800 x 525		42101014.51V

### 800mm Wide x 650mm Deep

Height (mm)	Shelves	Order Ref.
800	2	40020110.11V
900	2	40020144.11V
1000	2	40020111.11V
1200	3	40020112.11V
1600	3	40020114.11V
2000	4	40020117.11V
extra shelf 800 x 650		42101015.51V

### 1050mm Wide x 525mm Deep

Height (mm)	Shelves	Order Ref.
800	2	40013046.11V
900	2	40013077.11V
1000	2	40013047.11V
1200	3	40013048.11V
1600	3	40013050.11V
2000	4	40013053.11V
extra shelf 1050 x 525		42101018.51V

### 1050mm Wide x 650mm Deep

Height (mm)	Shelves	Order Ref.
800	2	40021094.11V
900	2	40021205.11V
1000	2	40021095.11V
1200	3	40021096.11V
1600	3	40021098.11V
2000	4	40021101.11V
extra shelf 1050 x 650		42101019.51V

### 1300mm Wide x 525mm Deep

Height (mm)	Shelves	Order Ref.
800	2	40014046.11V
900	2	40014066.11V
1000	2	40014047.11V
1200	3	40014048.11V
1600	3	40014050.11V
2000	4	40014053.11V
extra shelf 1300 x 525		42101022.51V

### 1300mm Wide x 650mm Deep

Height (mm)	Shelves	Order Ref.
800	2	40022046.11V
900	2	40022102.11V
1000	2	40022047.11V
1200	3	40022048.11V
1600	3	40022050.11V
2000	4	40022053.11V
extra shelf 1300 x 650		42101023.51V

#### Housing:

RAL 7035 – light grey

#### Top, bottom and fronts:

.11
.16
.24
.19

RAL 5010 – gentian blue

RAL 7035 – light grey

RAL 3004 – crimson red

RAL 7016 – anthracite grey

## cubio | Cupboards

1050mm / 1300mm Wide x 650mm Deep x 2000mm High



Width	Shelves	Drawers (Qty x Front Height)	Order Ref.
1050	3	3x 125	40021109.11V
1300	3	3x 125	40022087.11V
1050	2	4x 125	40021108.11V
1300	2	4x 125	40022088.11V
1050	3	9x 125	40021114.11V
1300	3	9x 125	40022089.11V



Backpanels, hook on bins, perfo tool holding accessories and worktops are available, please ask for details.

## cubio Cupboard Doors

bott cubio cupboards are also available in alternative door styles including sliding, roller shutter and window. Please ask for details.



*"The show can be pretty chaotic, so I need a well organised environment. The bott equipment makes this a reality. If you're going to take on any kind of project make sure your workshop is kitted out with proper quality equipment, we have and it makes all the difference"*

**Edd China; Mechanic & Presenter.**

<b>Housing:</b>	<b>Top, bottom and fronts:</b>			
	.11	.16	.24	.19
RAL 7035 – light grey	RAL 5010 – gentian blue	RAL 7035 – light grey	RAL 3004 – crimson red	RAL 7016 – anthracite grey

# cubio | Framework Bench

## Heavy Duty Framework Benches




*"We were delighted to be able to work with bott again, a truly outstanding service of which all the team members are very proud."*

**George Howard-Chappell;**  
**Team Principal, Multimatic Motorsports**



## Framework Bench

- Heavy duty, braced framework
- 40mm worktops
- Up to 1200kg U.D.L. capacity
- Fixed or adjustable working height
- Optional suspended heavy duty cabinets
- Built to last with 10 year extended guarantee



**Multiplex (mpx)**  
 40mm, resin bonded, layered beech ply. A tough worktop suitable for most applications.

**Lino**  
 40mm overall with a 38mm particle board core and a 2mm linoleum surface with a durable plastic edge-banding. An easy clean, general duty top ideal for office, assembly and storage areas.



### 840mm High

Length	Depth	Mpx worktop	Lino worktop
		Order Ref.	Order Ref.
1500	750	41003082.16V	41003084.16V
1500	900	41004001.16V	41004021.16V
2000	750	41003178.16V	41003180.16V
2000	900	41004003.16V	41004023.16V

### 740 - 1140mm Adjustable Height

Length	Depth	Mpx worktop	Lino worktop
		Order Ref.	Order Ref.
1500	750	41003118.16V	41003120.16V
1500	900	41004125.16V	41004126.16V
2000	750	41003214.16V	41003216.16V
2000	900	41004127.16V	41004128.16V

## Suspension Channels

750mm deep benches use the 650mm deep cabinets,  
900mm deep benches may use either the 650mm deep or  
750mm deep cabinets.

To fix a cabinet a set of suspension channels are required.  
Choose the correct bench depth, the channels will fit both  
650 and 750mm deep cabinets.

To Suit	Order Ref.
750 bench	41010026.16V
900 bench	41010093.16V



## 650mm Wide x 250mm / 400mm High Cabinets



A



B



C

Model	Drawers (Qty x Front Height mm) / Cupboard (Height mm)	650mm Deep	750mm Deep
		Order Ref.	Order Ref.
A	1x 150	40019001.11V	40027092.11V
B	2x 150	40019005.11V	40027108.11V
C	3x 100	40019009.11V	40027096.11V

## 650mm Wide x 600mm High Cabinets



D



E



F

Model	Drawers (Qty x Front Height mm) / Cupboard (Height mm)	650mm Deep	750mm Deep
		Order Ref.	Order Ref.
D	500 door	40019118.11V	40027098.11V
E	2x 75, 1x 150, 1x 200	40019015.11V	40027100.11V
F	2x 75, 2x 100, 1x 150	40019152.11V	40027102.11V

### Housing:

RAL 7035 – light grey

### Top, bottom and fronts:

RAL 5010 – gentian blue

RAL 7035 – light grey

RAL 3004 – crimson red

RAL 7016 – anthracite grey

# cubio | Storage Bench

## Heavy Duty Storage Benches

- Allows easy cleaning beneath
- Up to 800kg U.D.L. capacity
- Full extension 75kg U.D.L. capacity drawers
- Mobile models have 125mm castors and 300kg U.D.L. capacity
- 40mm Mpx or Lino worktops
- 750mm deep x 840mm high
- Built to last with 10 year extended guarantee



A



B



C



D

Model	Width (mm)	Drawers / Cupboards	Mpx worktop	Lino worktop
			Order Ref.	Order Ref.
A	1500	2x 500 cupboards each with adjustable shelves	41002022.11V	41002024.11V
B	1500	2x 150, 1x 200 drawers, 500 cupboard with adjustable shelf	41002025.11V	41002027.11V
C	2000	2x 500 cupboards each with adjustable shelf, 2x 150, 1x 200 drawers	41002055.11V	41002057.11V
D	2000	4x 150, 1x 200 drawers, 2x 350 cupboard	41002064.11V	41002066.11V



## Mobile Storage Benches



Model	Width (mm)	Drawers / Cupboards	Mpx Worktop	Lino Worktop
			Order Ref.	Order Ref.
E	1500	2x 150, 1x 200 drawers, 500 cupboard with adjustable shelf	41002100.11V	41002102.11V
F	1500	4x 150, 2x 200 drawers	41002106.11V	41002108.11V
G	2000	2x 150, 1x 200 drawers, 2x 500 cupboards each with adjustable shelf	41002124.11V	41002126.11V
H	2000	4x 150, 1x 200 drawers, 2x 350 cupboards	41002133.11V	41002135.11V

*“Bott was the first choice for all our new workshop storage equipment, we have had bott cabinets and benches over the past 15 years and found they are well manufactured and built to last.*

*The equipment has become a major part of our 5S lean process & Kanban systems in our workshop enabling us to keep our extremely high standards.”*

**Paul Penny;**  
**Workshop Team Leader,**  
**Still Materials Handling Ltd.**



**Housing:**

RAL 7035 – light grey

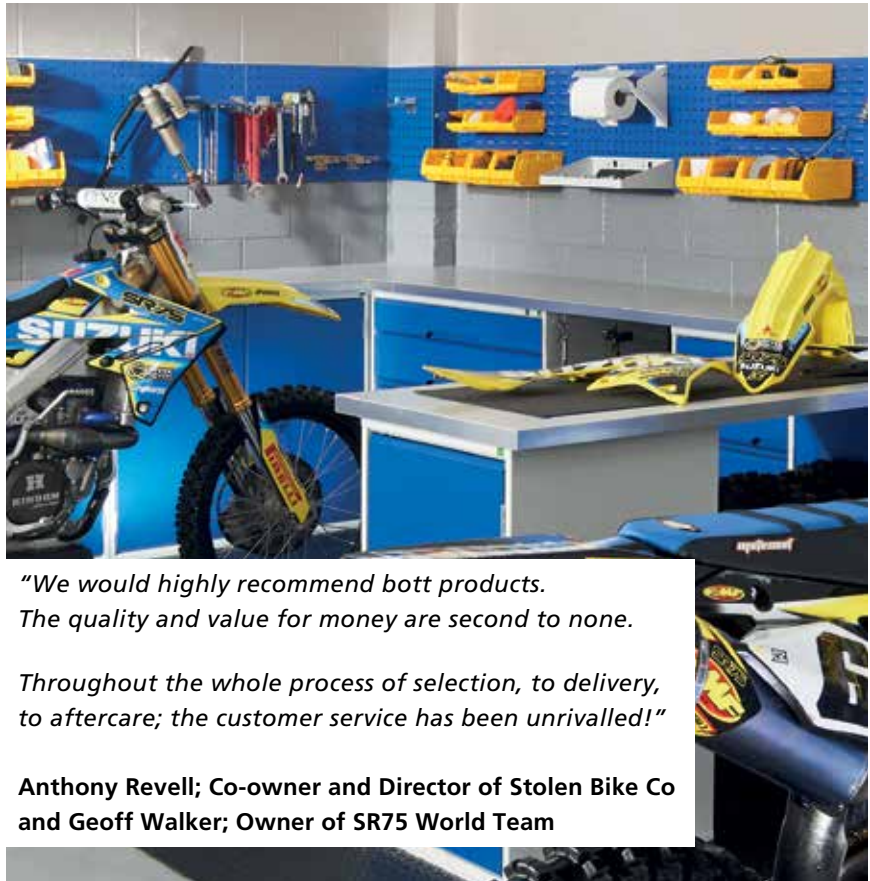
**Top, bottom and fronts:**

RAL 5010 – gentian blue .11    RAL 7035 – light grey .16    RAL 3004 – crimson red .24    RAL 7016 – anthracite grey .19

# perfo | perfo Panel & Hook Kits

## perfo System

- Rigid, high strength panels
- Use perfo panels with zinc plated steel accessories
- Ideally suited for easy access tool storage.
- Accessories to suit almost all hand tools
- Louvre panels work with hook on plastic bins
- Perfect for high capacity component storage
- Pre-selected accessory kits allow easy ordering
- Available in wall mount, mobile and cupboard versions
- Built to last with 10 year extended guarantee




*"We would highly recommend bott products. The quality and value for money are second to none. Throughout the whole process of selection, to delivery, to aftercare; the customer service has been unrivalled!"*

**Anthony Revell; Co-owner and Director of Stolen Bike Co and Geoff Walker; Owner of SR75 World Team**

## perfo Panels

- Fully flanged and reinforced to aid rigidity
- Dimensions based around hole pitch, may be used side by side or end to end
- Reinforced mounting points
- Built to last with 10 year extended guarantee













Backstrips reinforce and stiffen panels

Width (mm)	Height (mm)	Order Ref.
495	457	14025115.11
990	457	14025117.11
1486	457	14025118.11

## Hook Kits

Item	Hooks	Usage /Approx Panel Area M2	Order Ref.
A	10	Doors -	14031410
B	11	Doors -	14030064
C	15	0.25	14031427
D	15	0.50	14031411
E	20	1.00	14031412
F	21	1.25	14031418
G	25	1.50	14030101
H	30	1.50	14031413
I	40	1.75	14031414
J	60	2.75	14031415
K	80	4.00	14031416



**Housing:**

RAL 7035 – light grey

**Top, bottom and fronts:**

RAL 5010 – gentian blue

RAL 7035 – light grey

RAL 3004 – crimson red

RAL 7016 – anthracite grey

# perfo | Wall Cupboards, Louvre Panels & Bins

## Wall Cupboards

- Lockable steel cupboards
- perfo door liner panels and backpanels
- Optional galvanised, 50kg U.D.L. capacity shelves
- Built to last with 10 year extended guarantee

Tools shown are not included



### 1050mm Wide x 700mm High perfo

Internal Fittings	Order Ref.
Empty	40031053.11V
40 piece hook kit	40031055.11V
1x Galvanised shelf	40031054.11V
Additional galvanised shelf	42101069.51V

### 1050mm Wide x 1000mm High perfo

Internal Fittings	Order Ref.
Empty	40031062.11V
40 piece hook kit	40031067.11V
1x Galvanised shelf	40031069.11V
Additional galvanised shelf	42101069.51V

## Louvre Wall Panels

### Horizontal Panels


- Fully flanged and reinforced to aid rigidity
- Reinforced mounting points
- Epoxy powder coated finish



Width (mm)	Height (mm)	Order Ref.
495	457	14025137.11
990	457	14025139.11
1486	457	14025140.11

### Vertical Panels

- A more economic option
- Flanged to aid rigidity
- Epoxy powder coated finish



Width (mm)	Height (mm)	Order Ref.
457	495	14025147.11
457	990	14025148.11
457	1486	14025149.11

## Plastic Bins

- Quality rigid bins with reinforced sides
- Resistant to most acids, alkalis, greases and oils
- Resistant to temperatures from -35°C to +80°C
- Use with louvred panels\* or cupboard shelves
- Stackable and suitable for roller conveyors
- Manufactured from high density polyethylene
- Label included



\* The No.5 bin should be used on shelves only. Bins are supplied in kit quantities only

Item	Dimensions W x D x H (mm)	Litre	Kit Qty	Green	Blue	Red	Yellow
No.1	103 x 90 x 55	0.40	24	13031016	13031017	13031018	13031019
No.1b	103 x 120 x 62	0.75	24	13031130	13031131	13031132	13031133
No.2	103 x 165 x 83	1.00	24	13031026	13031027	13031028	13031029
No.3	145 x 240 x 125	3.50	24	13031036	13031037	13031038	13031039
No.4	207 x 345 x 165	10.00	12	13020422	13020417	13020432	13020412
No.5	303 x 485 x 190	30.00	6	13020423	13020418	13020433	13020413



*"The perfo hook kits for the panels were perfect for displaying object showcases, giving us endless possibilities for re-positioning. The Testing exhibition is all about experimentation and engineering brilliance and the bott panels integrate perfectly."*

**Jamie Taylor, Exhibition Project Lead  
National Railway Museum.**

Photo courtesy of © Scott Wigglesworth

### Housing:

RAL 7035 – light grey

### Top, bottom and fronts:

RAL 5010 – gentian blue .11  
RAL 7035 – light grey .16  
RAL 3004 – crimson red .24  
RAL 7016 – anthracite grey .19

# bott | The Range

## cubio



bott cubio – the professional storage system, featuring workbenches, cabinets and cupboards. Available in a range of sizes, with mobile and static options.

## verso



bott verso – quality and functionality at a lower price. Workbenches, cabinets, and cupboards. Available in a range of sizes, with mobile and static options.

## perfo



Flexible open storage for tools, small parts and consumables. Incorporates wall panels, cupboard liner panels, trolleys and free-standing solutions.

## CNC Storage



Protect your expensive tooling with maximum security. Available in a range of options including cabinet cupboards, trolleys and panels.

## Facilities



Designed to help to manage the day to day cleaning, recycling, quality control and data check / input tasks that are common in today's workplace.

## Cases & Seating



A full range of seating, aluminium transport cases and heavy duty steel storage cases, all meeting our exacting quality standards.

For full details on the range view the 260 page main catalogue.

Please ask for your copy.



**bott VR**



Take a 360° virtual reality tour of a bott kitted workshop at:

**bottvr.com**

Hotspots highlight features and benefits around the tour

**AWS - Automotive Workspace Systems      avero - Assembly & Production Systems**



bott AWS systems provide the ultimate in automotive workspace solutions by integrating the renowned cubio storage units with specialist products such as power and fluid management stations.



bott avero brings the bott standard of quality and value to the assembly and production line workspace. From individual workstations to full factory workflows, avero has the solution.

**Colour Options**

bott products are finished in a hard wearing powdercoat paint. RAL7035 light grey housing with RAL5010 blue front is the standard colour option. Alternative colour options are available for some items, where available the options are shown at the base of the page.

To order replace the two digit suffix (normally .11) with the one corresponding with the colours required as shown.

**Standard Colours - use suffix .11**




**use suffix .24**



**use suffix .19**



**use suffix .16**





For more information please contact your local dealer:

Catalogue: 81032122.A1

